







**Income as % of MSA Median**  
(# of Tracts in Range)

-   $\geq 120\%$  (2)
-   $80\% < 120\%$  (1)
-   $50\% < 80\%$  (2)
-   $0.01\% < 50\%$  (0)

 Branches 2021

 County

 State

